



HOUND LABS®

HOUND® CANNABIS BREATHALYZER – Collect + Send

EQUIPMENT PACKAGING INSTRUCTIONS

EQUIPMENT + MATERIALS REQUIRED

- Collect + Send base station, power brick and cord, and two styluses
- Corrugated base station shipping box (18" x 13.25" x 9.5")
- Power brick box
- Right- and left-side foam inserts
- Thin foam sheets
- Packaging tape
- Fragile stickers

NOTE: If the original shipping materials are damaged or unavailable, please contact Hound Labs Support at www.houndlabs.com/support or 888.310.FAIR (3247), option 2 to request new packaging materials for the shipment. Standard materials, shipping, and handling fees will apply.

BASE STATION PACKAGING INSTRUCTIONS

1. If required, re-assemble the corrugated 18" x 13.25" x 9.5" base station shipping box by unfolding and applying packaging tape to the bottom of the box.






2. Place the power brick in its original box. (The power cord does not come with a box.)
3. Wrap foam sheet around the power brick box and secure with packaging tape.



HOUND LABS®

4. Wrap foam sheets around base station as shown in images below; fold excess foam on the sides and use packaging tape to secure.



5. Place the base station into the right and left-side foam inserts.





HOUND LABS®

6. Place the base station with attached foam inserts into the shipping box. Place the power brick box, power cord, and stylus pens (2) in the locations shown below.



Power brick box

Base station

Power cord + stylus pens (2)

7. Add the 'Fragile' / 'This Side Up' stickers to the long sides of the shipping box, placing one sticker on each side of the box.



8. Use packaging tape to seal the box and apply a shipping label to the outside of the box.



HOUND LABS®

ASSISTED COMPRESSION EQUIPMENT (ACE) – PACKAGING INSTRUCTIONS

EQUIPMENT + MATERIALS REQUIRED

- ACE unit
- Corrugated ACE shipping box (18" x 9" x 9")
- Stiff foam (3 pieces)
- Convoluted foam (2 pieces)
- Bubble wrap
- Packaging tape
- Fragile stickers

NOTE: If the original shipping materials are damaged or unavailable, please contact Hound Labs Support at www.houndlabs.com/support or 888.310.FAIR (3247), option 2 to request new packaging materials for the shipment. Standard materials, shipping, and handling fees will apply.

ACE PACKAGING INSTRUCTIONS

1. If required, re-assemble the corrugated 18" x 9" x 9" shipping box by unfolding the box and applying packaging tape to the bottom.





HOUND LABS®

2. Arrange foam padding at the ends of the shipping box as shown in the image below.

Stiff foam
(3 pieces)



Convoluted foam
(2 pieces)

3. Rotate the knob at the base of the clamp clockwise until it is fully inserted into the unit, reducing the length of the unit.



4. Roll the ACE in bubble wrap packaging material.





HOUND LABS®

5. Place the ACE into the shipping box with knob end facing the three pieces of stiff foam.



NOTE: If foam padding is not available, ensure both ends of the shipping box are packed with packing material so that there are no voids/air pockets in the box.

6. Add 'Fragile' / 'This Side Up' stickers to the long sides of the shipping box, placing one sticker on each side of the box.



7. Use packaging tape to seal the box and apply a shipping label to the outside of the box.

DISCLAIMER: In no event shall Hound Labs be liable for any repairs or replacements due to damages during reshipment, nor shall they be liable for any special or consequential damages arising therein.

The HOUND® CANNABIS BREATHALYZER is intended to detect recent cannabis use. It does not measure whether, or how much, a person is impaired. It is intended solely for use in employment, law enforcement, and insurance settings. It should not be used for any medical or therapeutic purposes, or for any Federal drug testing programs, such as programs run by the Substance Abuse and Mental Health Services Administration (SAMHSA), the Department of Transportation (DOT), and the U.S. military.